

مِفْتَاحُ الْعَرَبِيَّةِ

GATEWAY TO ARABIC

Book One

Dr. Imran Hamza Alawiye

A foundation course in reading and writing Arabic

The Arabic Alphabet

In order to learn any language, one must first master the alphabet and be able to read, write and pronounce it correctly.

Below on the right is the Arabic alphabet. The pronunciation column in the middle is only a rough guide and should not be relied on too heavily. Ask an Arabic speaker to help you master the sounds of the letters, or listen to the audio recording of the book.

Please note that Arabic is written from right to left.

Names of the letters	Pronunciation guide	Arabic letters
Alif	a	ا
Baa	b	ب
Taa	t	ت
<u>Thaa</u>	<u>th</u>	ث
Jeem	j	ج
Ḥa	ḥ	ح
<u>Kha</u>	<u>kh</u>	خ
Daal	d	د
<u>Dhaal</u>	<u>dh</u>	ذ
Raa	r	ر
Zaa	z	ز
Seen	s	س



Names of the letters

Pronunciation guide

Arabic letters

Sheen

sh

ش

Ṣaad

ṣ

ص

Ḍaad

ḍ

ض

Ṭa

ṭ

ط

Za

z

ظ

ʿAyn

ʿ

ع

Ghayn

gh

غ

Faa

f

ف

Qaaf

q

ق

Kaaf

k

ك

Laam

l

ل

Meem

m

م

Noon

n

ن

Haa

h

هـ

Waaw

w

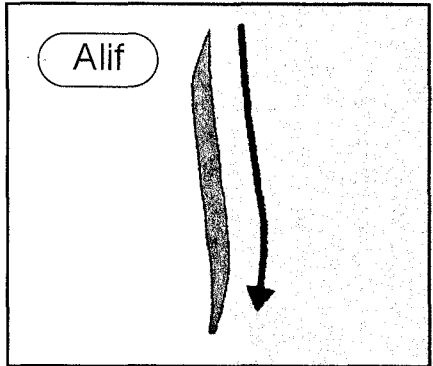
و

Yaa

y

ي

Write over the letters below, then continue copying to complete the page.



ا

ا


ا

ا

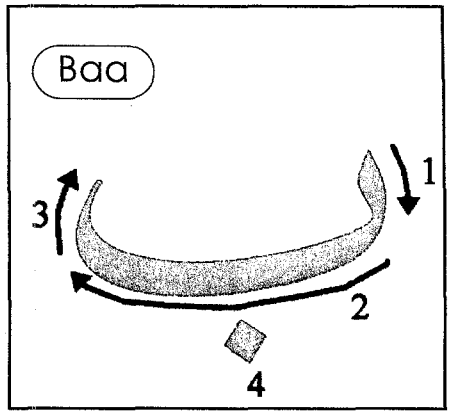
ا

ا

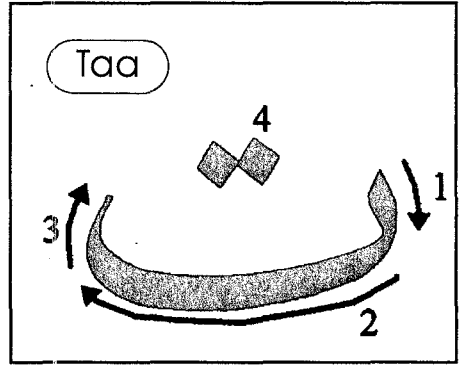
Write over the letters below, then continue copying to complete the page.



ب ب ب ب ب



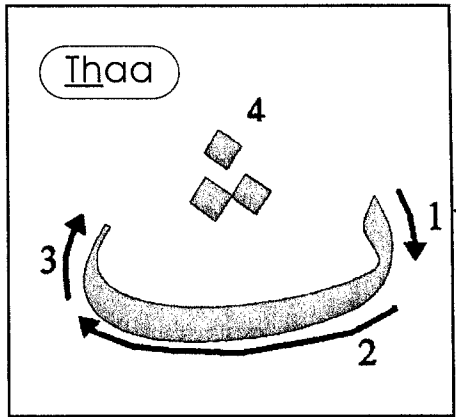
ت ت ت ت ت



Write over the letters below, then continue copying to complete the page.

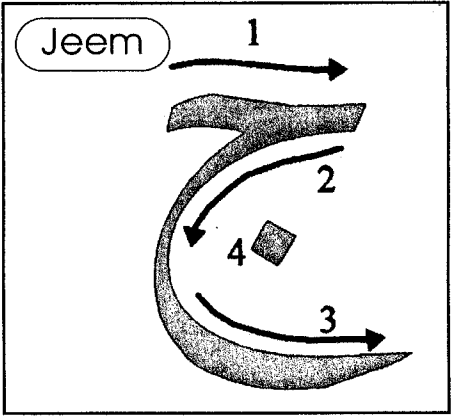


ث ث ث ث ث



Blank handwriting practice lines for the letter 'Thaa'.

ج ج ج ج ج

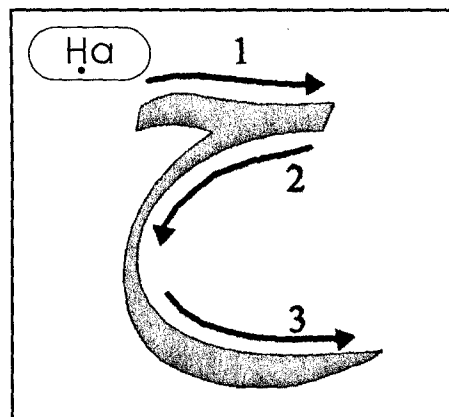


Blank handwriting practice lines for the letter 'Jeem'.

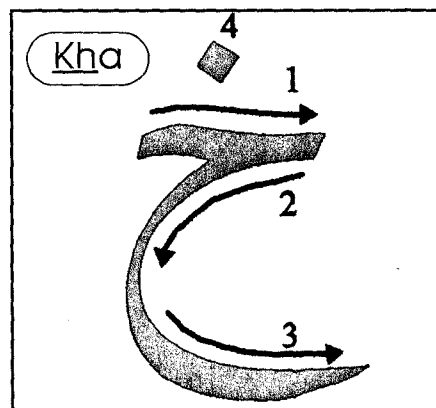
Write over the letters below, then continue copying to complete the page.



ح ح ح ح ح



خ خ خ خ خ

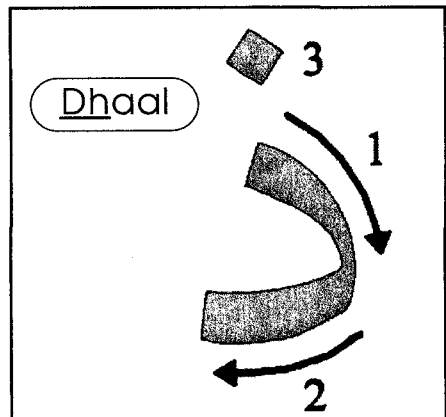
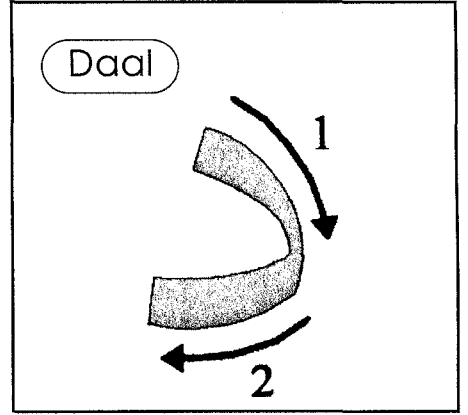


Write over the letters below, then continue copying to complete the page.




د د د د د

ذ ذ ذ ذ ذ



Write over the letters below, then continue copying to complete the page.




Handwriting practice for the letter 'Ra'. The first row contains five faint 'Ra' characters for tracing, followed by a solid black 'Ra' character. Below this are several empty horizontal lines for independent practice.

Raa

Handwriting practice for the letter 'Zaa'. The first row contains five faint 'Zaa' characters for tracing, followed by a solid black 'Zaa' character. Below this are several empty horizontal lines for independent practice.

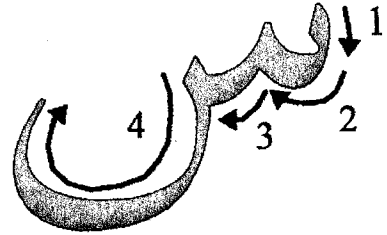
Zaa

Write over the letters below, then continue copying to complete the page.



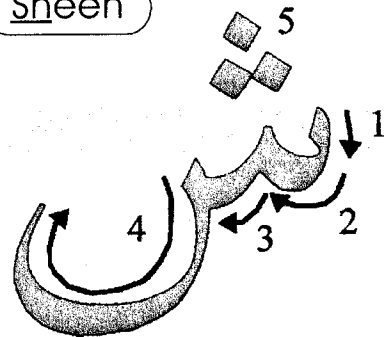
س س س س س

Seen



ش ش ش ش ش

Sheen



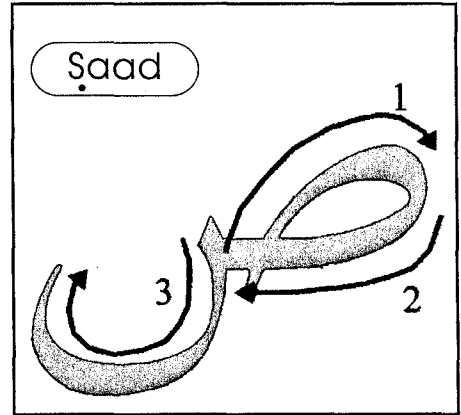
Write over the letters below, then continue copying to complete the page.



ص ص ص ص ص

ص

Blank handwriting lines for practicing the letter 'Ṣaad'.

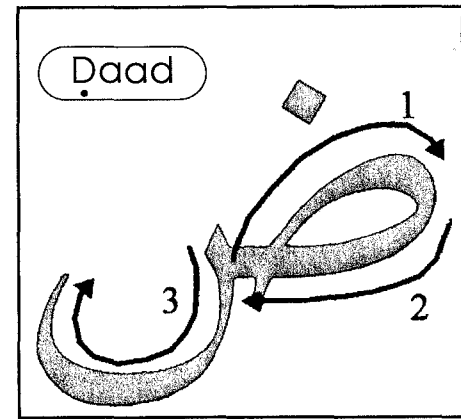


Blank handwriting lines for practicing the letter 'Ṣaad'.

ض ض ض ض ض


ض

Blank handwriting lines for practicing the letter 'Ḍaad'.

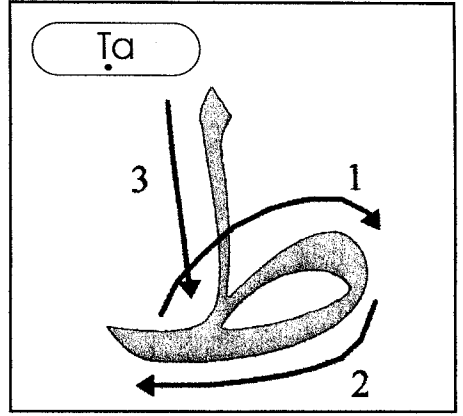


Blank handwriting lines for practicing the letter 'Ḍaad'.

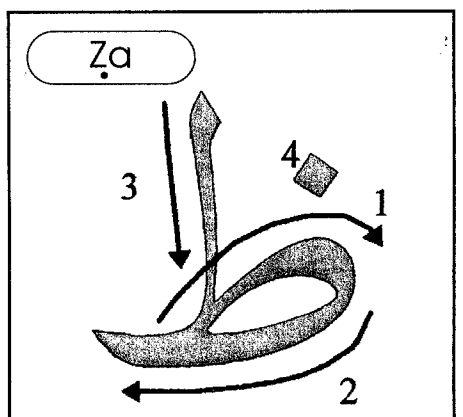
Write over the letters below, then continue copying to complete the page.



ط ط ط ط ط



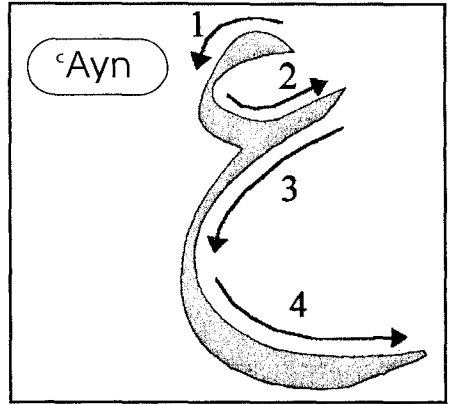
ظ ظ ظ ظ ظ



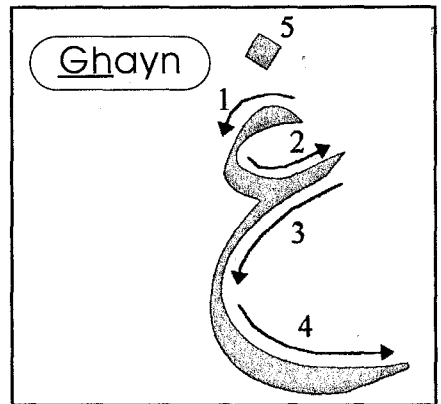
Write over the letters below, then continue copying to complete the page.



ا ا ا ا ا



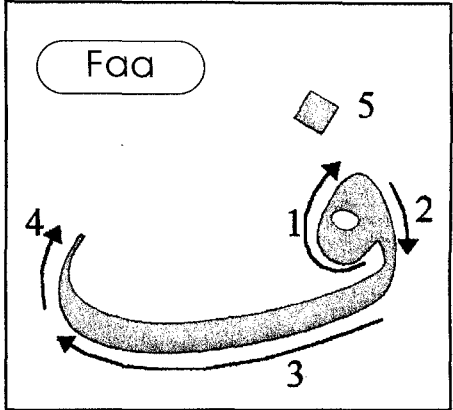
غ غ غ غ غ



Write over the letters below, then continue copying to complete the page.

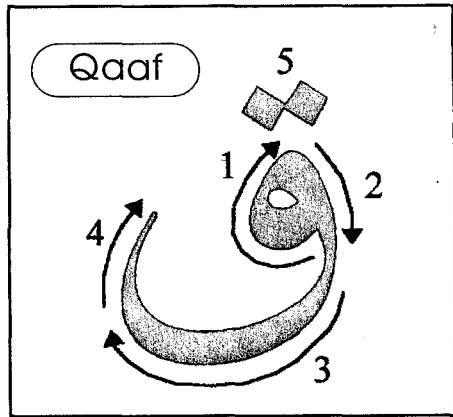


ف ف ف ف ف



Blank handwriting lines for practicing the letter Faa.

ق ق ق ق ق

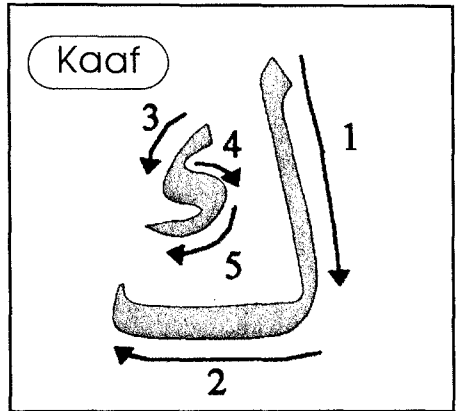


Blank handwriting lines for practicing the letter Qaaf.

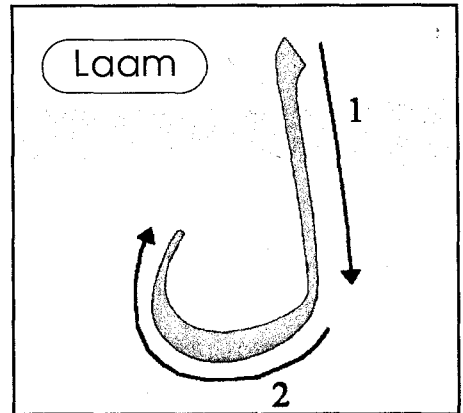
Write over the letters below, then continue copying to complete the page.



ك ك ك ك ك



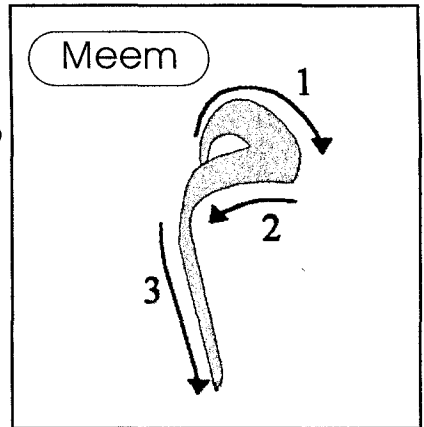
ل ل ل ل ل



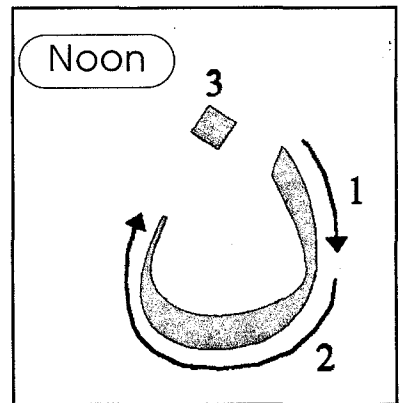
Write over the letters below, then continue copying to complete the page.



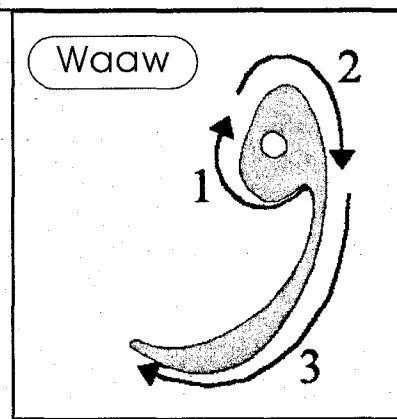
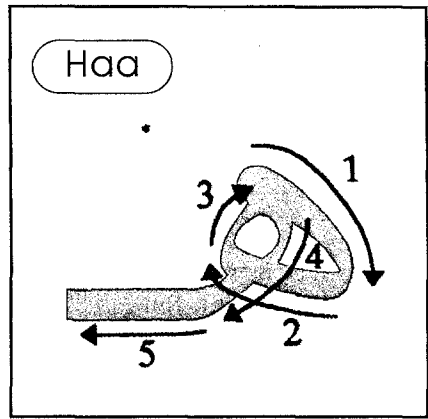
Handwriting practice for the letter Meem. The first row contains five faint Meem characters for tracing, followed by a solid Meem character. Below this are four empty rows for independent practice.




Handwriting practice for the letter Noon. The first row contains five faint Noon characters for tracing, followed by a solid Noon character. Below this are four empty rows for independent practice.



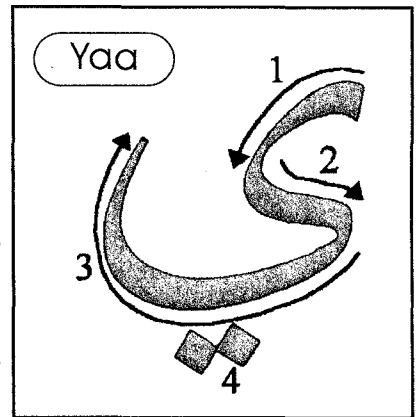
Write over the letters below, then continue copying to complete the page.



Write over the letters below, then continue copying to complete the page.



ي ي ي ي ي



Here is the complete Arabic alphabet.
Can you read all the letters?

Start here!



ا	ب	ت	ث	ج
ح	خ	د	ذ	ر
ز	س	ش	ص	ض
ط	ظ	ع	غ	ف
ق	ك	ل	م	ن
هـ	و	ي		

Can you fill in the missing letters
in the alphabet below?



ح				ا
	ذ			ح
	ص			ز
فا				
ن		ل		ق
			و	